

Scaled data based on original data using  
LM-79-08 Approved Method: Electrical and Photometric Measurements of Solid-  
State Lighting Products

Test Report Prepared for  
Cooper Lighting Solutions  
(formerly Eaton)

Brand: INVUE

Report Number: P162300

Luminaire Tested: **ECM-F04-LED-E1-SL2-HSS-8030**

Issue Date: 03/03/2020

**Test Information**

Test Method: LM-79-08  
Report Number: P162300  
REPORT IS SCALED FROM IESNA LM-79-08 TEST DATA (P33726)  
Test Lab: INNOVATION CENTER-P3  
Issue Date: 03/03/2020  
Manufacturer: COOPER LIGHTING SOLUTIONS (FORMERLY EATON)  
Product Line: INVUE  
Catalog Number: ECM-F04-LED-E1-SL2-HSS-8030  
Description: EPIC CLASSICAL MEDIUM DECORATIVE LED LUMINAIRE  
(4) LIGHTBARS WITH AccuLED OPTICS - TYPE 2 W/ SPILL LIGHT CONTROL AND HOUSE SIDE SHIELD  
Light Source: (28) 3000K CCT, 80 CRI LEDs  
Ballast/Driver: -

**Summary**

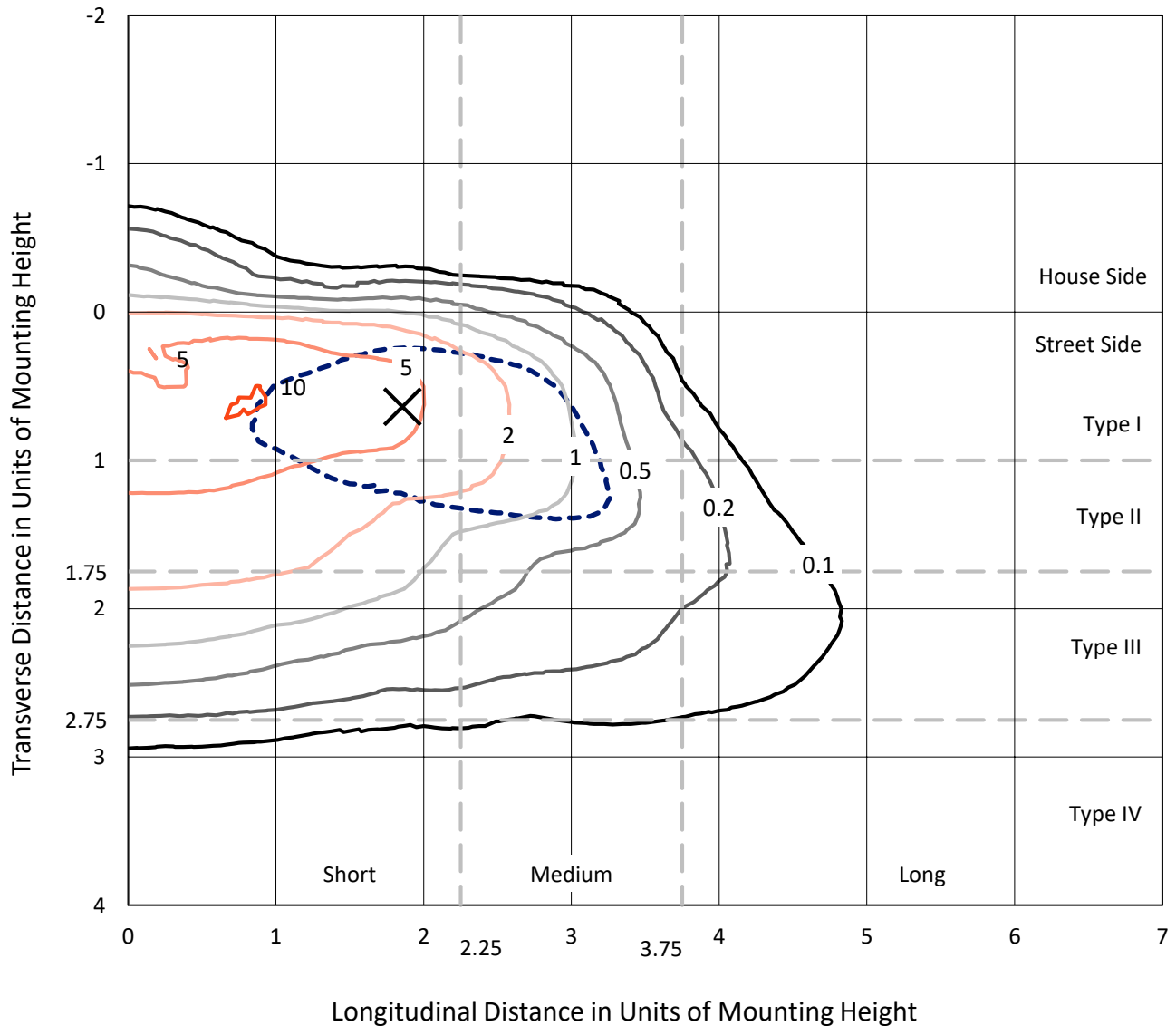
Lumens per Lamp: N/A  
Luminaire Lumens: 4858.5 lumens  
Efficiency: N/A  
Efficacy: 47.5 lumens/watt  
Luminous Opening: Rectangular w/ Sides (W: 0.67' x L: 1' x H: 0.1')  
IES Classification: Type II - Short - Non-Cutoff  
BUG Rating: B0 - U0 - G2  
  
Input Watts (W): 102.2  
Input Voltage (V): NR  
Input Current (Ain): NR  
Voltage Rise (V): NR  
Power Factor: NR  
Total Harmonic Distortion (THDi): NR  
Frequency (hertz): 60  
Stabilization Time: NR  
Operation Time: NR  
Ambient Temperature (°C): NR  
Test Distance: 25 FT



REPORT NUMBER: P162300  
 CATALOG NUMBER: ECM-F04-LED-E1-SL2-HSS-8030

### Iso-Footcandle Lines of Horizontal Illumination

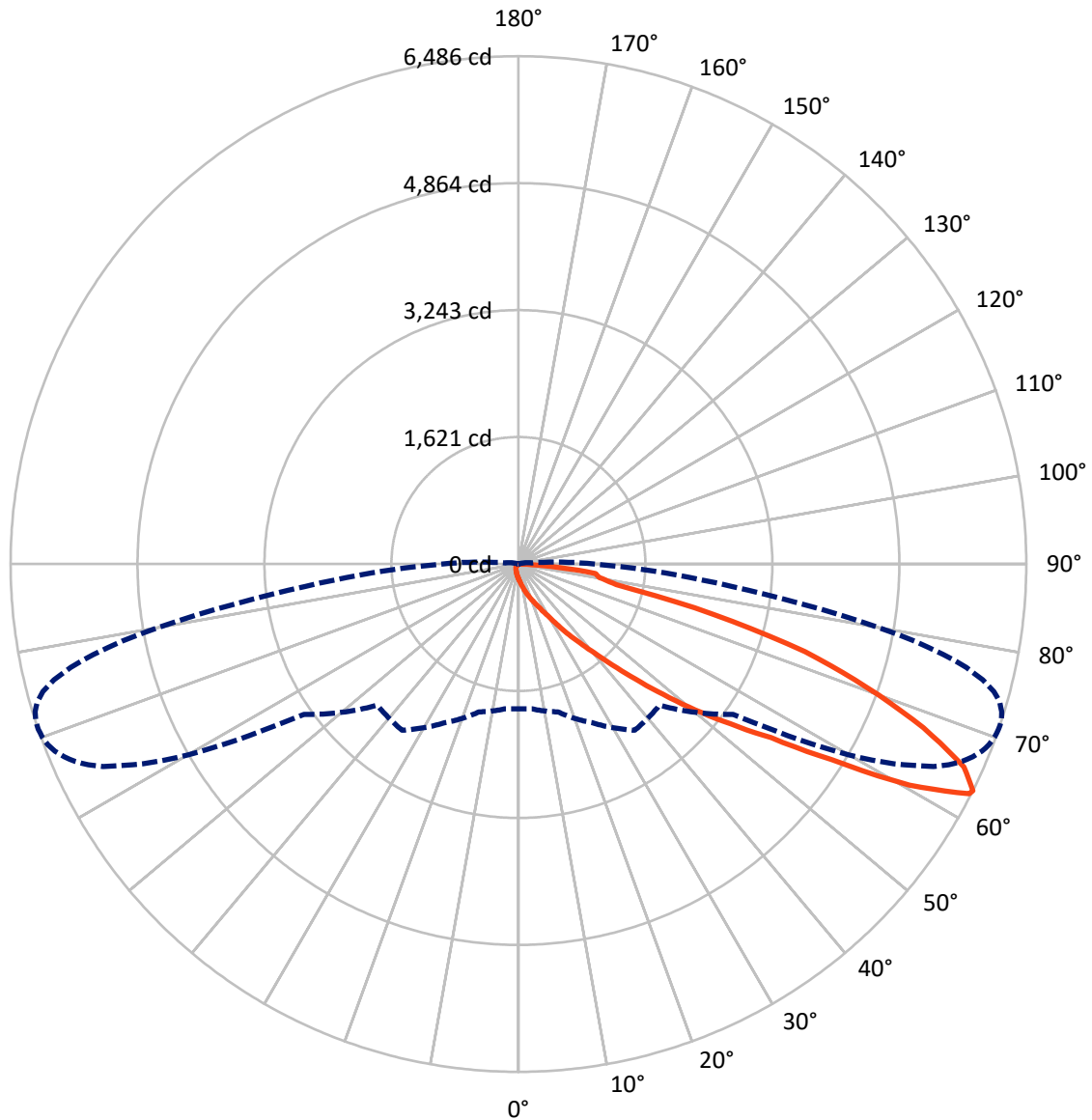
× Max cd  
 - - - 1/2 Max cd



Based on 10 foot mounting height. Maximum calculated value = 10.2 fc  
 Type II - Short - Non-Cutoff

REPORT NUMBER: P162300  
CATALOG NUMBER: ECM-F04-LED-E1-SL2-HSS-8030

### Luminous Intensity Polar Plot



— Vertical Plane Through 71-Deg Lateral    - - - Horizontal Cone Through 63-Deg Vertical

REPORT NUMBER: P162300

CATALOG NUMBER: ECM-F04-LED-E1-SL2-HSS-8030

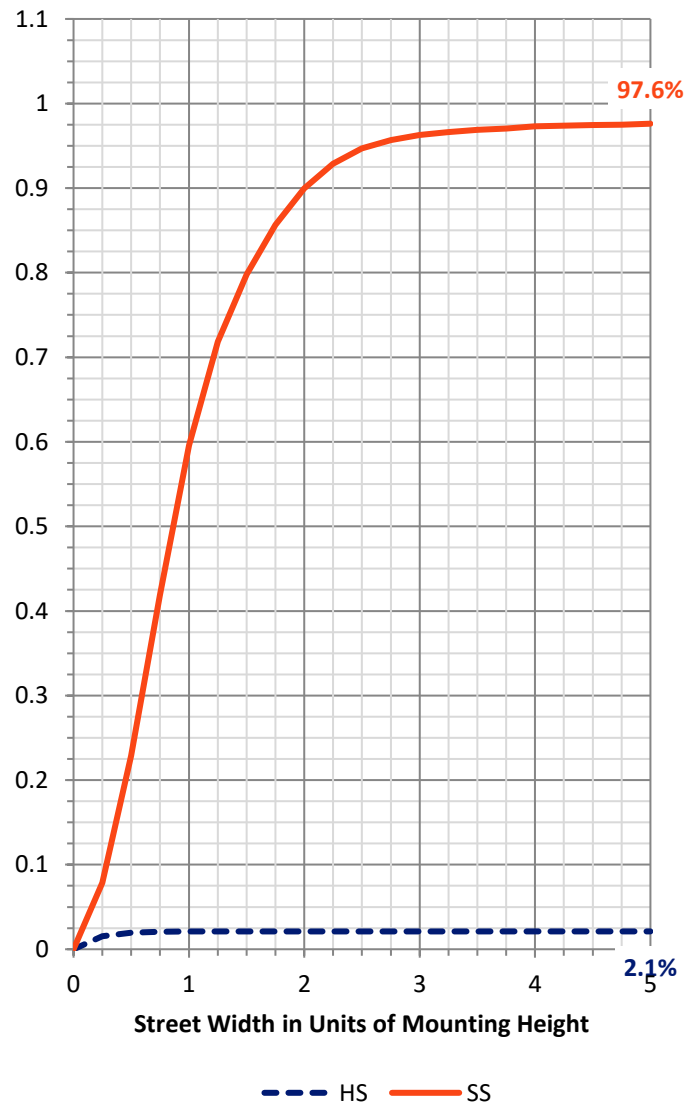
**FLUX DISTRIBUTION:**

		Downward	Upward	Total
<b>House Side</b>	Lumens	103.2	0.0	103.2
	% Fixture	2.1	0.0	2.1
<b>Street Side</b>	Lumens	4755.3	0.0	4755.3
	% Fixture	97.9	0.0	97.9
<b>Total</b>	Lumens	4858.5	0.0	4858.5
	% Fixture	100.0	0.0	100.0

**Coefficient of Utilization**

**ZONAL LUMENS:**

Zone	Lumens	% Fixture
0°-10°	20.6	0.4
10°-20°	79.9	1.6
20°-30°	162.3	3.3
30°-40°	396.4	8.2
40°-50°	886.6	18.2
50°-60°	1246.6	25.7
60°-70°	1465.9	30.2
70°-80°	529.3	10.9
80°-90°	70.8	1.5
90°-100°	0.0	0.0
100°-110°	0.0	0.0
110°-120°	0.0	0.0
120°-130°	0.0	0.0
130°-140°	0.0	0.0
140°-150°	0.0	0.0
150°-160°	0.0	0.0
160°-170°	0.0	0.0
170°-180°	0.0	0.0
0°-90°	4858.5	100.0
0°-180°	4858.5	100.0



REPORT NUMBER: P162300

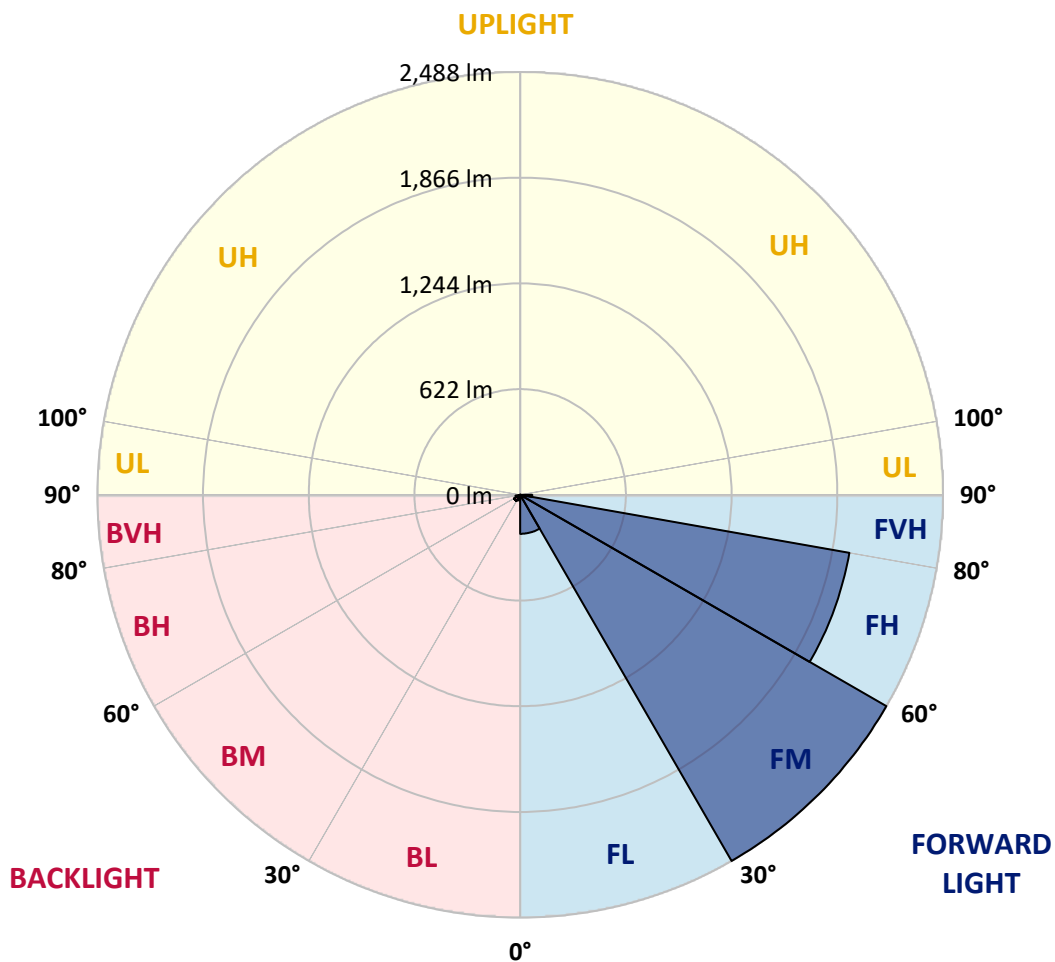
CATALOG NUMBER: ECM-F04-LED-E1-SL2-HSS-8030

**LUMINAIRE CLASSIFICATION SYSTEM LUMEN TABLE AND BUG RATING:**

Zone		Lumens	% Fixture	Zone Rating/Lumen Limit		
				B	U	G
FL	(0°-30°)	229.6	4.7			
FM	(30°-60°)	2488.1	51.2			
FH	(60°-80°)	1967.0	40.5			G2/5000
FVH	(80°-90°)	70.6	1.5			G1/100
BL	(0°-30°)	33.2	0.7	B0/110		
BM	(30°-60°)	41.6	0.9	B0/220		
BH	(60°-80°)	28.3	0.6	B0/110		G0/110
BVH	(80°-90°)	0.2	0.0			G0/10
UL	(90°-100°)	0.0	0.0		U0/0	
UH	(100°-180°)	0.0	0.0		U0/0	

**BUG Rating: B0-U0-G2**

Type II Short





REPORT NUMBER: P162300  
 CATALOG NUMBER: ECM-F04-LED-E1-SL2-HSS-8030

**CANDELA DISTRIBUTION (FULL):**

	0°	5°	15°	25°	35°	45°	55°	56°	57°	58°	59°
0°	186.4	186.4	186.4	186.4	186.4	186.4	186.4	186.4	186.4	186.4	186.4
2.5°	243.8	246.5	244.7	240.2	234.9	227.9	221.7	221.7	220.8	218.1	219.1
5°	319.8	320.6	317.1	306.5	296.8	281.8	264.9	263.2	261.4	258.8	257.9
7.5°	393.9	397.4	393.9	382.5	363.0	340.0	313.5	310.9	305.6	305.6	302.1
10°	469.9	469.9	466.3	453.1	435.4	402.7	369.2	364.8	358.6	356.8	351.5
12.5°	523.8	523.8	522.0	514.9	500.8	471.6	431.0	426.6	418.7	416.0	409.9
15°	544.9	544.9	545.9	552.0	552.9	539.6	497.3	493.8	485.8	478.7	476.1
17.5°	558.2	557.3	557.3	566.1	582.1	590.9	563.5	560.0	551.2	547.6	538.8
20°	587.4	585.6	580.2	580.2	595.3	626.2	626.2	625.3	615.6	612.9	608.6
22.5°	630.6	628.8	612.9	599.7	606.8	645.6	681.9	680.1	676.6	673.0	670.4
25°	701.3	695.1	667.8	628.8	622.7	664.2	724.2	728.7	731.3	731.3	733.1
27.5°	808.1	800.2	751.6	679.2	651.9	694.2	771.1	779.9	787.9	789.6	797.5
30°	956.6	942.5	872.7	766.7	704.0	738.4	840.0	849.6	861.2	864.7	877.1
32.5°	1200.3	1192.3	1125.3	966.2	832.0	824.9	936.2	948.6	963.6	969.8	984.8
35°	1571.3	1573.0	1518.3	1375.2	1189.7	1092.6	1108.5	1119.1	1124.3	1142.9	1150.8
37.5°	1823.0	1827.4	1839.8	1783.3	1650.8	1551.9	1427.3	1438.8	1411.4	1414.1	1414.9
40°	1960.8	1974.9	2047.4	2102.1	2091.5	2034.1	1934.3	1940.5	1889.3	1877.7	1822.1
42.5°	2052.7	2071.2	2186.9	2356.5	2443.0	2495.1	2472.2	2469.5	2429.7	2414.8	2368.0
45°	2110.1	2126.8	2272.6	2522.6	2722.1	2874.1	2936.8	2943.8	2910.3	2895.3	2856.4
47.5°	2107.4	2126.8	2283.2	2584.3	2878.4	3121.4	3298.0	3306.8	3327.1	3314.0	3316.6
50°	1990.8	2009.4	2166.6	2479.3	2832.6	3234.4	3557.7	3586.0	3618.7	3640.7	3651.3
52.5°	1849.5	1862.8	2002.3	2299.0	2636.4	3187.6	3711.4	3760.0	3808.5	3850.1	3879.1
55°	1797.4	1812.4	1922.0	2168.3	2479.3	2991.5	3782.9	3854.4	3923.4	3991.4	4047.0
57.5°	1824.8	1838.9	1917.5	2106.6	2385.6	2784.8	3803.2	3914.5	4027.6	4138.0	4247.5
60°	1925.5	1940.5	2007.6	2164.0	2360.9	2665.6	3723.7	3908.3	4096.4	4289.0	4470.1
62.5°	1885.7	1891.9	1990.8	2264.6	2537.5	2564.1	3434.9	3692.8	3979.8	4276.7	4569.0
63°	1847.7	1854.8	1955.5	2237.3	2591.4	2549.0	3345.7	3617.7	3920.7	4240.4	4558.4
65°	1675.5	1676.3	1753.3	1975.8	2531.4	2575.5	2948.2	3208.0	3556.0	3939.2	4341.1
67.5°	1250.7	1244.5	1318.7	1488.2	1987.3	2576.4	2530.5	2676.2	2918.2	3258.3	3618.7
70°	443.4	433.6	553.8	788.7	1238.3	2107.4	2174.6	2184.2	2251.4	2435.0	2661.2
72.5°	144.0	146.6	176.7	288.8	570.6	1418.5	1968.7	1938.7	1921.0	1920.2	1950.2
75°	57.4	58.3	70.7	128.1	256.1	683.6	1724.1	1740.8	1747.0	1755.9	1765.6
77.5°	27.4	30.0	39.8	71.5	127.2	338.2	1233.9	1376.1	1457.4	1520.1	1558.0
80°	9.8	11.5	22.1	44.1	59.2	155.4	650.1	784.3	903.5	1057.3	1189.7
82.5°	0.0	0.0	4.5	30.9	32.7	62.7	266.7	312.7	357.8	463.7	595.3
85°	0.0	0.0	0.0	8.8	9.8	10.6	90.1	108.6	121.9	142.2	164.2
87.5°	0.0	0.0	0.0	0.0	0.0	0.0	0.9	2.7	5.3	13.3	20.3
90°	0.0	0.0	0.0	0.0	0.0	0.0	0.0	0.0	0.0	0.0	0.0



REPORT NUMBER: P162300  
 CATALOG NUMBER: ECM-F04-LED-E1-SL2-HSS-8030

**CANDELA DISTRIBUTION (continued):**

	60°	61°	62°	64°	65°	66°	67°	68°	69°	70°	71°
0°	186.4	186.4	186.4	186.4	186.4	186.4	186.4	186.4	186.4	186.4	186.4
2.5°	217.3	216.4	216.4	214.6	213.8	212.0	211.1	208.5	207.5	207.5	207.5
5°	257.0	253.5	251.8	247.3	244.7	243.8	239.4	237.6	234.9	235.9	231.4
7.5°	301.2	295.0	292.4	286.1	284.4	278.2	276.5	272.0	269.4	264.1	262.3
10°	349.8	341.8	337.4	327.7	325.1	320.6	315.3	310.0	305.6	300.3	297.6
12.5°	405.4	398.3	394.8	381.5	375.4	369.2	362.1	355.1	348.0	343.5	337.4
15°	470.8	459.3	455.8	443.4	432.8	424.8	415.2	406.2	400.9	392.1	386.0
17.5°	535.3	523.8	521.1	502.6	491.1	485.8	475.2	463.7	454.0	445.2	435.4
20°	599.7	591.8	584.7	567.0	554.7	545.9	531.7	520.2	512.2	499.9	487.5
22.5°	664.2	656.2	650.9	632.4	620.9	608.6	596.2	583.9	572.3	557.3	543.2
25°	730.5	725.2	722.5	705.7	695.1	683.6	671.3	657.2	643.0	626.2	611.2
27.5°	799.3	801.1	795.8	792.2	780.8	772.8	753.4	743.6	733.1	712.8	694.2
30°	886.8	892.1	890.3	892.9	885.9	880.6	865.5	853.2	840.8	821.4	800.2
32.5°	997.2	1004.2	1007.8	1017.5	1014.0	1012.2	1007.8	990.1	981.3	947.7	938.9
35°	1167.6	1164.1	1179.2	1187.1	1183.5	1181.8	1176.5	1166.8	1156.1	1132.3	1110.2
37.5°	1389.3	1392.8	1398.2	1382.2	1371.6	1370.8	1354.9	1345.2	1330.1	1303.6	1277.2
40°	1795.6	1773.5	1748.8	1681.6	1652.6	1635.7	1588.9	1575.7	1550.1	1513.9	1486.5
42.5°	2323.8	2301.7	2227.5	2115.4	2055.3	1972.2	1934.3	1887.5	1851.3	1792.1	1760.3
45°	2848.4	2784.8	2776.0	2645.3	2571.1	2461.6	2393.6	2314.9	2232.8	2155.1	2098.6
47.5°	3290.9	3276.8	3233.5	3154.1	3085.1	2993.3	2905.9	2784.8	2700.1	2589.6	2488.1
50°	3645.1	3644.2	3628.3	3582.4	3525.0	3450.8	3374.0	3271.5	3175.3	3040.1	2931.5
52.5°	3910.1	3924.2	3929.5	3915.4	3893.4	3828.0	3789.1	3703.4	3622.2	3507.4	3389.9
55°	4104.4	4156.5	4183.0	4213.0	4206.9	4183.9	4182.1	4126.5	4089.4	3998.4	3915.4
57.5°	4344.7	4430.3	4512.4	4658.2	4663.5	4714.8	4741.2	4767.7	4774.8	4738.5	4711.2
60°	4650.3	4825.1	4980.5	5285.3	5364.8	5490.2	5571.5	5659.8	5734.9	5741.0	5739.2
62.5°	4865.7	5135.1	5386.0	5838.2	5992.8	6137.6	6246.3	6331.9	6384.0	6437.0	6461.8
63°	4871.9	5166.9	5433.7	5900.0	6062.5	6200.3	6303.7	6383.1	6437.9	6469.7	6485.6
65°	4722.7	5080.4	5398.3	5862.9	6015.7	6154.4	6208.3	6260.4	6286.9	6299.2	6252.4
67.5°	4002.8	4352.6	4723.6	5242.9	5373.6	5539.7	5583.8	5610.3	5622.7	5620.1	5580.3
70°	2993.3	3286.5	3699.0	4292.5	4465.6	4628.2	4728.9	4772.2	4786.3	4781.8	4722.7
72.5°	2089.7	2262.0	2602.0	3262.7	3498.5	3706.9	3831.5	3896.0	3909.2	3882.7	3828.0
75°	1755.0	1763.9	1840.7	2201.9	2422.7	2645.3	2785.7	2826.3	2799.9	2719.5	2580.0
77.5°	1566.8	1586.3	1586.3	1640.2	1683.4	1745.3	1758.6	1659.6	1544.8	1396.4	1276.2
80°	1314.2	1382.2	1430.0	1469.7	1474.1	1461.8	1429.1	1373.4	1285.2	1172.1	1046.7
82.5°	798.5	932.7	987.4	1192.3	1293.0	1361.0	1355.8	1281.6	1214.5	1096.9	990.1
85°	201.4	217.3	235.9	306.5	343.5	419.5	467.3	489.3	497.3	456.6	413.4
87.5°	19.4	13.3	22.1	16.8	23.9	17.7	23.9	22.1	27.4	29.2	31.8
90°	0.0	0.0	0.0	0.0	0.0	0.0	0.0	0.0	0.0	0.0	0.0





REPORT NUMBER: P162300  
 CATALOG NUMBER: ECM-F04-LED-E1-SL2-HSS-8030

**CANDELA DISTRIBUTION (continued):**

	72°	73°	74°	75°	76°	77°	78°	79°	80°	81°	82°
0°	186.4	186.4	186.4	186.4	186.4	186.4	186.4	186.4	186.4	186.4	186.4
2.5°	205.8	204.9	204.0	203.2	202.2	201.4	199.6	199.6	197.9	196.9	196.1
5°	228.7	226.9	226.1	224.3	221.7	219.9	217.3	213.8	211.1	210.2	208.5
7.5°	257.9	253.5	251.8	249.1	245.5	240.2	236.7	234.1	229.6	226.9	221.7
10°	290.6	286.1	280.8	275.5	270.2	264.1	259.7	256.1	249.1	245.5	239.4
12.5°	332.1	324.1	318.0	310.9	303.9	296.8	291.5	280.8	274.7	266.7	261.4
15°	374.5	367.4	360.4	351.5	340.9	329.4	324.1	314.5	306.5	294.1	287.1
17.5°	425.8	412.5	401.9	391.3	381.5	370.9	360.4	345.3	333.9	323.3	309.2
20°	476.1	460.1	448.7	434.6	420.5	403.6	391.3	380.7	364.8	350.7	335.6
22.5°	530.0	514.0	495.5	481.4	461.9	448.7	431.9	414.2	398.3	379.8	361.3
25°	595.3	578.5	557.3	538.8	516.7	498.1	477.9	457.5	438.1	416.9	393.1
27.5°	675.6	658.0	635.1	612.9	583.9	560.8	541.4	514.0	489.3	462.8	435.4
30°	777.3	757.9	729.5	697.8	668.6	643.0	615.6	579.4	552.0	520.2	484.9
32.5°	909.8	886.8	848.8	818.8	782.6	748.9	711.0	674.8	635.9	594.5	553.8
35°	1076.7	1055.5	1011.3	967.2	927.4	887.6	840.0	798.5	743.6	693.3	641.3
37.5°	1249.8	1211.8	1171.2	1123.5	1074.0	1026.3	968.0	910.6	847.9	793.2	727.8
40°	1447.6	1401.7	1368.1	1316.9	1247.2	1179.2	1125.3	1053.7	975.1	901.8	824.9
42.5°	1718.8	1667.5	1607.5	1529.8	1479.4	1400.0	1330.1	1245.4	1142.0	1059.9	967.2
45°	2032.3	1962.6	1904.2	1829.2	1768.2	1669.3	1588.1	1475.0	1371.6	1263.9	1150.8
47.5°	2390.1	2303.5	2218.7	2144.5	2047.4	1950.2	1846.8	1726.7	1594.2	1475.9	1341.6
50°	2800.8	2678.0	2560.5	2465.1	2331.7	2219.6	2107.4	1972.2	1825.6	1689.6	1536.8
52.5°	3257.4	3115.2	2959.7	2813.1	2658.6	2514.6	2379.4	2224.0	2060.6	1894.6	1724.1
55°	3808.5	3701.6	3518.8	3332.4	3125.7	2933.3	2759.3	2566.7	2368.0	2149.8	1970.5
57.5°	4671.5	4619.4	4466.5	4280.2	4010.8	3776.7	3481.7	3245.9	2958.0	2657.6	2426.2
60°	5840.9	5776.4	5690.7	5539.7	5325.9	5007.9	4682.9	4316.4	3878.3	3462.3	3067.5
62.5°	6464.4	6441.5	6371.7	6267.5	6067.8	5817.0	5489.3	5086.5	4592.0	4086.8	3583.3
63°	6483.0	6453.8	6393.8	6287.8	6112.0	5869.1	5547.6	5156.3	4672.3	4157.4	3643.4
65°	6232.2	6220.6	6159.7	6044.0	5923.8	5738.4	5489.3	5152.8	4746.5	4259.8	3748.4
67.5°	5527.3	5492.9	5399.2	5363.9	5280.0	5151.0	4961.1	4729.7	4439.1	4056.7	3615.1
70°	4675.0	4623.7	4506.3	4443.6	4341.1	4259.8	4144.2	3979.0	3799.7	3532.9	3203.5
72.5°	3771.4	3665.5	3557.7	3394.3	3251.2	3106.3	2978.3	2861.7	2664.7	2557.0	2307.0
75°	2449.3	2256.7	2072.1	1824.8	1602.2	1405.3	1213.5	1116.4	914.1	832.0	714.6
77.5°	1162.3	1054.6	909.8	797.5	654.5	534.3	436.3	327.7	257.0	201.4	153.7
80°	938.0	847.0	759.6	658.0	550.2	438.9	336.5	251.8	178.5	123.6	87.4
82.5°	836.5	737.5	629.8	560.0	486.7	398.3	326.8	266.7	196.9	144.0	98.0
85°	325.1	273.8	211.1	172.2	134.2	110.4	99.8	68.9	53.9	42.4	32.7
87.5°	28.2	22.9	18.6	12.4	13.3	7.1	8.0	5.3	4.5	4.5	3.5
90°	0.0	0.0	0.0	0.0	0.0	0.0	0.0	0.0	0.0	0.0	0.0



REPORT NUMBER: P162300

CATALOG NUMBER: ECM-F04-LED-E1-SL2-HSS-8030

**CANDELA DISTRIBUTION (continued):**

	83°	84°	85°	86°	87°	88°	89°	90°	95°	105°	115°
0°	186.4	186.4	186.4	186.4	186.4	186.4	186.4	186.4	186.4	186.4	186.4
2.5°	195.2	194.3	193.4	191.6	191.6	189.9	189.0	188.1	183.8	174.0	166.0
5°	204.9	203.2	201.4	198.7	196.9	194.3	192.6	189.9	180.2	161.6	145.8
7.5°	219.1	215.5	212.8	207.5	204.9	201.4	198.7	194.3	178.5	150.1	128.1
10°	235.9	229.6	225.2	219.1	213.8	209.3	204.9	198.7	176.7	137.8	112.1
12.5°	256.1	249.1	240.2	233.2	226.1	219.9	213.8	205.8	174.0	127.2	99.8
15°	276.5	265.9	259.7	250.0	240.2	231.4	222.6	215.5	174.9	115.7	89.2
17.5°	299.4	288.8	275.5	264.9	254.4	242.9	232.2	218.1	170.5	106.8	81.3
20°	321.5	306.5	294.1	280.8	265.9	251.8	238.5	226.1	166.9	98.0	74.2
22.5°	345.3	327.7	311.8	295.0	276.5	260.6	244.7	228.7	160.7	90.1	68.0
25°	374.5	354.2	331.2	310.9	291.5	272.0	251.8	232.2	154.6	83.1	63.6
27.5°	409.9	383.3	360.4	334.7	307.4	282.6	260.6	239.4	148.4	77.8	59.2
30°	454.8	424.0	391.3	358.6	329.4	301.2	270.2	243.8	142.2	72.5	54.7
32.5°	514.9	476.1	436.3	398.3	359.5	323.3	290.6	256.1	138.7	68.0	50.4
35°	594.5	544.1	495.5	447.8	400.9	356.8	314.5	275.5	138.7	62.7	45.1
37.5°	669.5	611.2	549.4	490.2	434.6	383.3	332.9	286.1	131.6	58.3	40.6
40°	750.7	680.9	608.6	538.8	471.6	408.1	350.7	296.8	125.4	53.0	36.2
42.5°	875.3	786.9	692.5	611.2	530.8	452.2	380.7	317.1	117.5	47.7	31.8
45°	1038.7	926.5	815.3	716.3	613.9	517.5	432.8	354.2	115.7	43.3	27.4
47.5°	1213.5	1081.1	950.3	824.1	704.0	591.8	490.2	395.7	115.7	38.8	23.9
50°	1387.5	1221.5	1082.0	935.4	800.2	667.8	546.7	438.9	116.6	35.3	19.4
52.5°	1544.8	1367.3	1210.9	1041.3	892.1	738.4	606.8	481.4	114.8	30.9	15.9
55°	1762.9	1554.5	1373.4	1186.2	1011.3	838.2	688.9	544.9	115.7	27.4	13.3
57.5°	2164.8	1920.2	1702.0	1456.5	1255.1	1031.6	850.6	675.6	126.3	22.9	9.8
60°	2741.6	2423.6	2117.1	1817.7	1561.5	1295.7	1060.8	854.9	148.4	18.6	7.1
62.5°	3129.3	2713.3	2347.6	2017.3	1719.6	1441.4	1185.3	951.3	163.4	15.0	4.5
63°	3169.0	2738.9	2371.5	2030.6	1726.7	1448.5	1190.6	958.3	164.2	14.1	4.5
65°	3244.1	2783.0	2384.8	2033.2	1719.6	1438.8	1187.1	957.4	166.0	11.5	3.5
67.5°	3158.4	2715.0	2307.9	1957.3	1657.9	1381.4	1142.9	922.1	165.2	8.0	2.7
70°	2824.6	2457.2	2099.5	1772.7	1500.6	1250.7	1040.5	840.8	151.9	5.3	1.8
72.5°	2073.9	1823.9	1546.6	1310.7	1130.6	938.9	801.1	631.5	117.5	3.5	0.9
75°	614.7	560.0	470.8	415.2	366.6	302.9	269.4	210.2	60.1	1.8	0.0
77.5°	122.8	111.3	99.8	90.9	85.7	73.3	69.8	57.4	24.7	0.9	0.0
80°	64.5	53.0	45.1	39.8	34.5	28.2	23.9	19.4	4.5	0.0	0.0
82.5°	61.9	41.5	30.0	24.7	21.2	16.8	13.3	9.8	2.7	0.0	0.0
85°	22.9	17.7	13.3	10.6	8.8	8.0	6.2	5.3	0.0	0.0	0.0
87.5°	3.5	2.7	2.7	1.8	1.8	0.9	0.9	0.9	0.0	0.0	0.0
90°	0.0	0.0	0.0	0.0	0.0	0.0	0.0	0.0	0.0	0.0	0.0



REPORT NUMBER: P162300

CATALOG NUMBER: ECM-F04-LED-E1-SL2-HSS-8030

**CANDELA DISTRIBUTION (continued):**

	125°	135°	145°	155°	165°	175°	180°
0°	186.4	186.4	186.4	186.4	186.4	186.4	186.4
2.5°	158.1	151.1	147.5	143.1	143.1	142.2	144.0
5°	131.6	121.9	114.8	109.5	110.4	107.8	108.6
7.5°	111.3	101.5	95.4	91.9	90.9	90.1	90.1
10°	96.2	87.4	82.1	79.5	78.6	78.6	78.6
12.5°	85.7	76.8	72.5	70.7	70.7	69.8	69.8
15°	76.8	69.8	65.4	63.6	63.6	62.7	63.6
17.5°	69.8	62.7	59.2	57.4	57.4	56.5	56.5
20°	63.6	57.4	53.9	51.2	51.2	50.4	51.2
22.5°	58.3	52.1	47.7	45.9	45.1	44.1	45.1
25°	53.0	46.8	42.4	39.8	38.8	38.8	38.0
27.5°	48.6	42.4	37.1	34.5	33.5	33.5	32.7
30°	44.1	37.1	31.8	29.2	28.2	28.2	28.2
32.5°	39.8	31.8	27.4	24.7	23.9	23.9	23.9
35°	35.3	27.4	22.9	20.3	19.4	19.4	19.4
37.5°	30.0	22.9	17.7	15.9	15.0	14.1	14.1
40°	25.6	17.7	13.3	11.5	9.8	9.8	9.8
42.5°	21.2	14.1	9.8	7.1	6.2	5.3	6.2
45°	17.7	10.6	6.2	3.5	2.7	2.7	2.7
47.5°	14.1	7.1	2.7	0.9	0.9	0.9	0.9
50°	10.6	4.5	0.9	0.0	0.0	0.9	0.9
52.5°	8.0	2.7	0.0	0.0	0.0	0.0	0.0
55°	4.5	0.9	0.0	0.0	0.0	0.0	0.0
57.5°	2.7	0.0	0.0	0.0	0.0	0.0	0.0
60°	1.8	0.0	0.0	0.0	0.0	0.0	0.0
62.5°	0.9	0.0	0.0	0.0	0.0	0.0	0.0
63°	0.9	0.0	0.0	0.0	0.0	0.0	0.0
65°	0.9	0.0	0.0	0.0	0.0	0.0	0.0
67.5°	0.0	0.0	0.0	0.0	0.0	0.0	0.0
70°	0.0	0.0	0.0	0.0	0.0	0.0	0.0
72.5°	0.0	0.0	0.0	0.0	0.0	0.0	0.0
75°	0.0	0.0	0.0	0.0	0.0	0.0	0.0
77.5°	0.0	0.0	0.0	0.0	0.0	0.0	0.0
80°	0.0	0.0	0.0	0.0	0.0	0.0	0.0
82.5°	0.0	0.0	0.0	0.0	0.0	0.0	0.0
85°	0.0	0.0	0.0	0.0	0.0	0.0	0.0
87.5°	0.0	0.0	0.0	0.0	0.0	0.0	0.0
90°	0.0	0.0	0.0	0.0	0.0	0.0	0.0

(END OF REPORT)